

PARASITOLOGY

Protozoa and cysts found in faeces



E. histolytica/dispar
(ø 9.5-15µm)



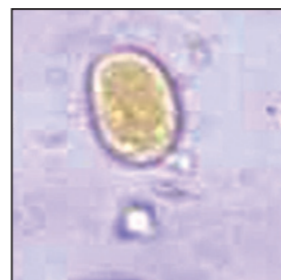
E. coli
(ø 15-30µm)



E. hartmanni
(ø 7.5-9µm)



Chilomastix mesnili
(ø 6-9µm)




Endolimax nana
(ø 7-9µm)



Isospora belli
(ø 25-30µm)



Giardia
(ø 12-15µm)



Cyclospora cayetanensis
(ø 8-10µm)

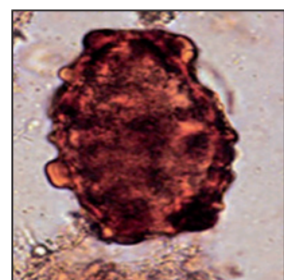
Helminth eggs and larvae found in faeces



Hookworm



Ascaris lumbricoides



Ascaris unferile



Trichuris trichiura



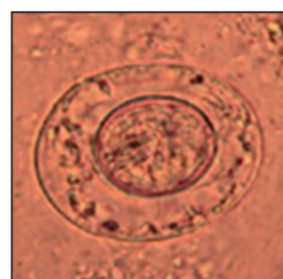
Strongyloides stercoralis



Enterobius vermicularis



Taenia spp.



Hymenolepis nana



Schistosoma mansoni



Schistosoma haematobium



Fasciola hepatica

Stains

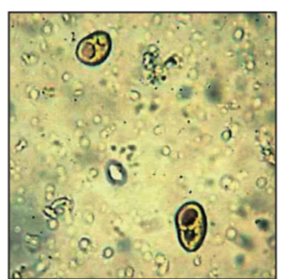
Stains for faecal deposits: Lugols Iodine



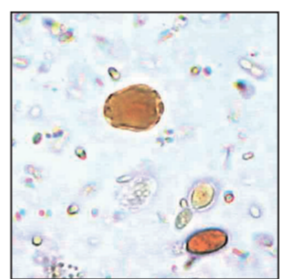
Giardia lamblia



Entamoeba spp.

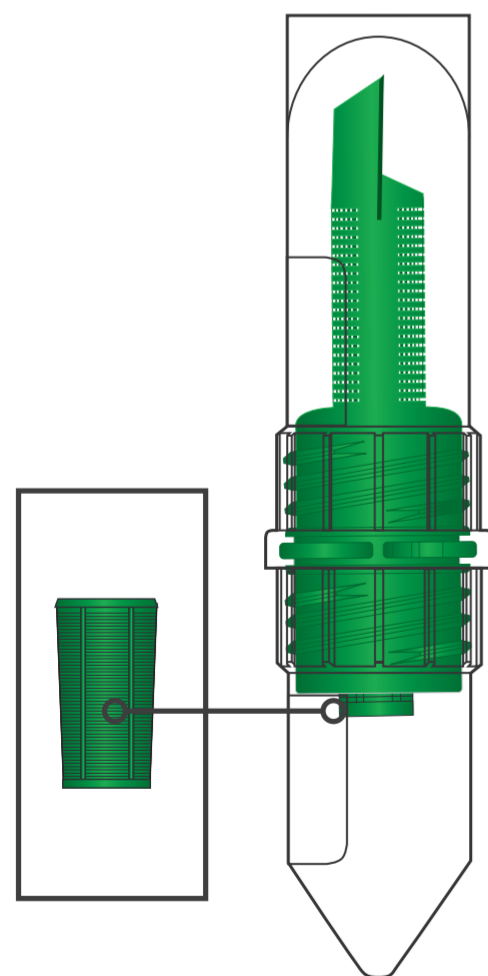


Iodamoeba butschlii

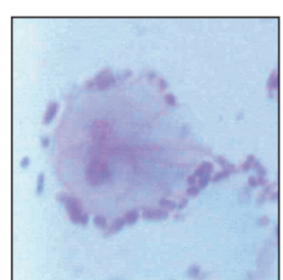


Blastocystis hominis

Staining of faecal smears: Rapid Field's stain, Iron Haematoxylin or Giemsa stains



Midi Parasep® SF
Faecal Concentrator




Giardia trophozoite
Rapid Field stain



Dientamoeba fragilis
Iron Hx

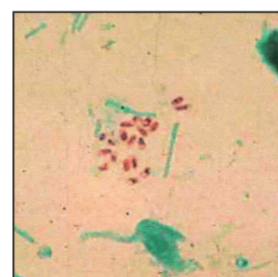


Trichomonas Spp.
Giemsa stain



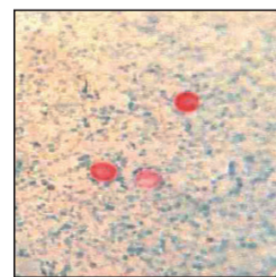
Dientamoeba fragilis
Rapid Field stain

Modified Trichrome stain
for Microsporidia



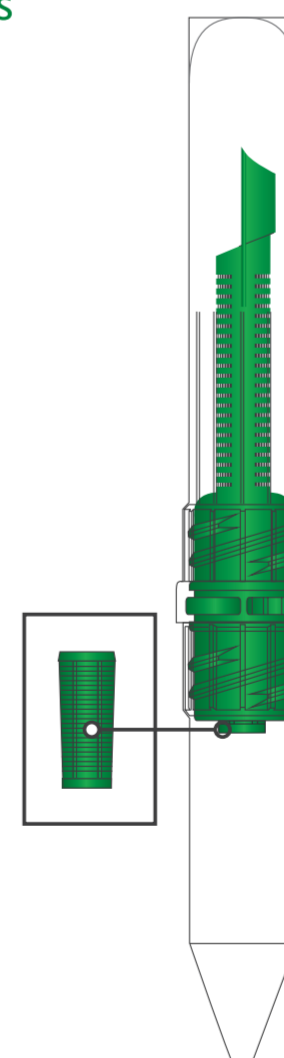
E. intestinalis - Showing
vacuole and suture

Modified Zn for
Cryptosporidia



Cryptosporidia

Images provided by consultant parasitologist Tony Moody



Mini Parasep® SF
Solvent Free System

Bangkok Inter Products Co., Ltd,
91/247-250 Suwinthawong Road,
Minburi, Bangkok 10510, Thailand
Tel: 662 543-7430 Fax: 662 543-7900
Contact person: Mr Sompong Jaroongkiratiwong
Email: sompong@b-i-p.co.th Website: www.b-i-p.co.th



Authorized distributor
for Apacor Ltd

APACOR

PARASEP® FAECAL CONCENTRATORS - RAPPYDTEST® LEISHMANIA - MALARIA - PARASITOLOGY CD-ROMS